

THE ISLAMIC STATE (IS) HOW THE RICHEST TERRORIST ORGANIZATION IN THE WORLD FUNDS ITS OPERATIONS

PERCENTAGE OF TOTAL FUNDING AND PROJECTED ANNUAL AVERAGE INCOME

By having control of a very large territory rich in natural resources, (IS) aka The Islamic State of Iraq and al-Sham (ISIS) /The Islamic State of Iraq and the Levant (ISIL) is able to leverage its monopoly of these important resources to swell its finances. The group exerts authority over a range of industrial and commercial activities, natural resources and commodities, from oil to agricultural products and minerals.

2.906

BILLION DOLLARS TOTAL INCOME



OIL

38%
1.095 Billion



NATURAL GAS

17%
489 Million



EXTORTION (TAX)

12%
360 Million



PHOSPHATE PRODUCTS

10%
300 Million



CEMENT

10%
292 Million



WHEAT & BARLEY

7%
200 Million



KIDNAP & RANSOM

4%
120 Million

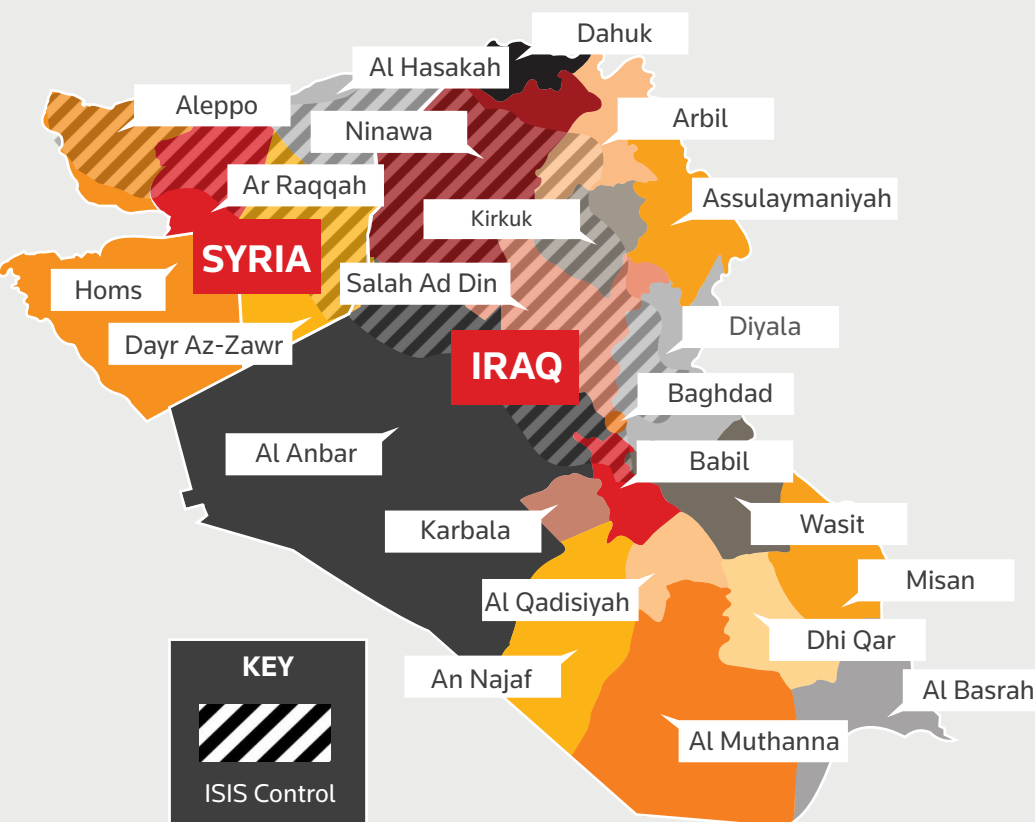


DONATIONS

2%
50 Million

TOTAL ISLAMIC STATE ASSETS BELIEVED TO AMOUNT TO MORE THAN 2 TRILLION DOLLARS.

AREAS OF ISIS CONTROL IN IRAQ & SYRIA



KEY
ISIS Control

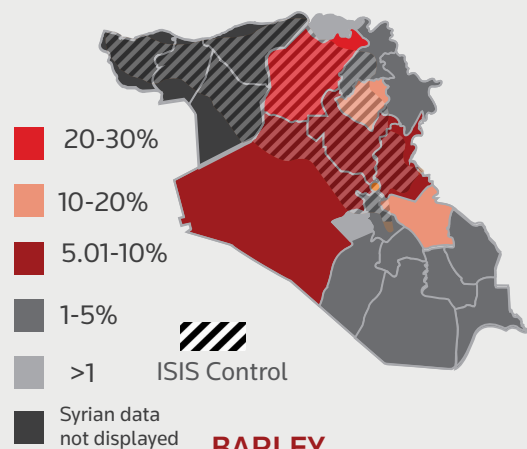
"TRADITIONAL" MEANS OF REVENUE

The exploitation of natural resources make up the bulk of the IS revenues. However they also use more 'traditional' means of fund raising:

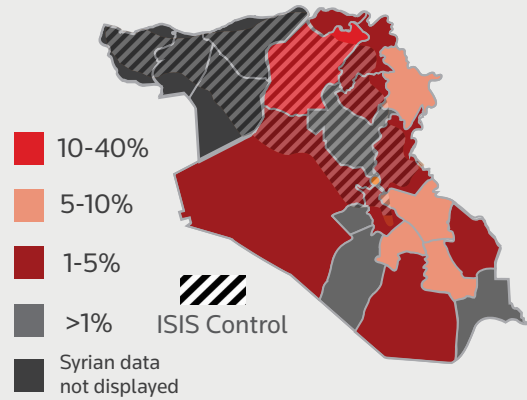
- Extortion which makes up approximately 12% of the revenue-through taxes levied on the population, industry, transport.
- Kidnap for Ransom.
- Donations.

ISIS CONTROL OF AGRICULTURE AS A SOURCE OF REVENUE

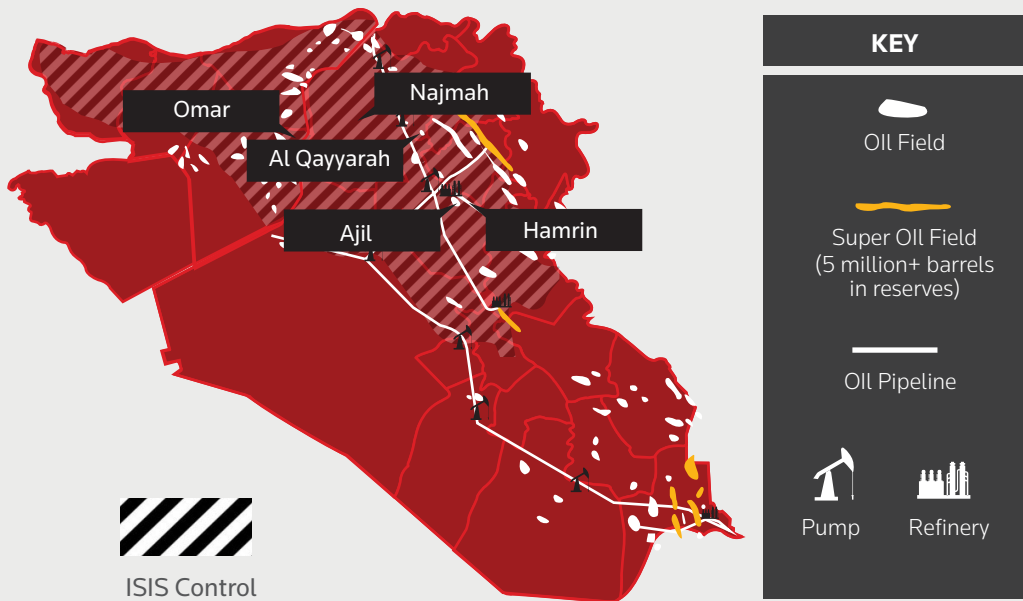
WHEAT



BARLEY



ISIS CONTROL OF OIL AS A SOURCE OF REVENUE



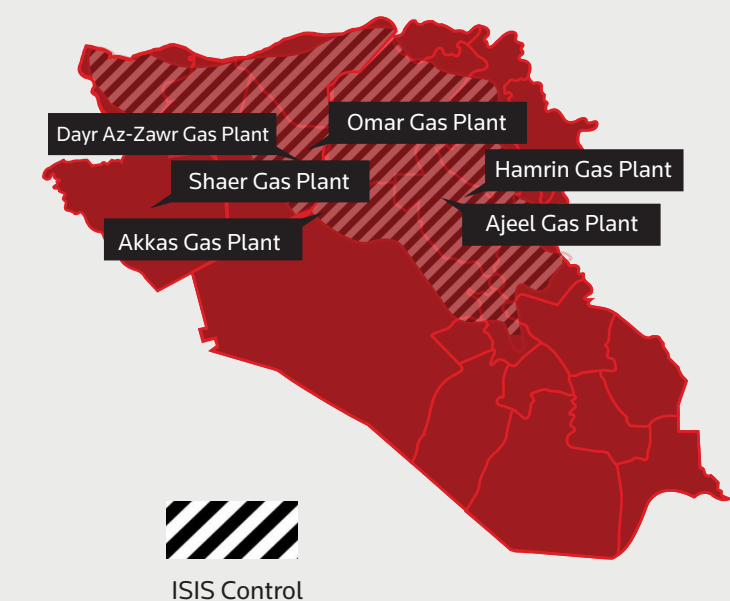
KEY
Oil Field
Super Oil Field (5 million+ barrels in reserves)
Oil Pipeline
Pump Refinery

- Iraq is the world's 4th largest exporter of oil and has 40% of the world's reserves.
- IS controls more than 60% of Syria's oil production capacity and less than 10% of Iraq's oil production capacity.
- IS has also gained control of two refineries in Syria and one in Iraq, in addition to several pumping stations in both countries.
- IS believed to sell surplus on the local black market - export crude oil and/or refined products to Jordan, Iran, Kurdistan and Turkey.
- IS Controls access roads.
- January 2014, the combined capacity of Syria's two refineries has fallen to roughly half their pre-conflict output.

ISIS CONTROL OF CEMENT AND PHOSPHATE AS A SOURCE OF REVENUE

- Has control over five major cement plants in Syria and Iraq.
- Phosphate mine, and plant in Iraq.
- Several sulfur extraction plants.
- Main salt mine in Syria.

ISIS CONTROL OF NATURAL GAS-PROCESSING FACILITIES AS A SOURCE OF REVENUE



- IS controls the largest Iraqi reserve of natural gas at the Akkas field located in the Al-Anbar province.
- Syria's natural gas sector dry production is down by at least 30% compared to pre-conflict totals and fell to less than 200 billion cubic feet (Bcf) in 2013.
- Exploration for natural gas in Syria is at a virtual standstill.

Syria

Dayr Az-Zawr Gas Plant | Production: 441 MMcf/d | Reserves: .7 tcf
Omar Gas Plant | Production: 230 MMcf/d | Reserves: 1.6 tcf
Shaer Gas Plant | Production: 246MMcf/d | Reserves: 3.6tcf

Iraq

Ajeel Gas Plant | Production: 150 MMcf/d | Reserves: 4.6 tcf
Hamrin Gas Plant | Production: 230 MMcf/d | Reserves: 1.9 tcf
Akkas Gas Plant | Production: 100MMcf/d | Reserves: 5.6 tcf
MMcf/d = Million Cubic Feet per Day | tcf = trillion cubic feet